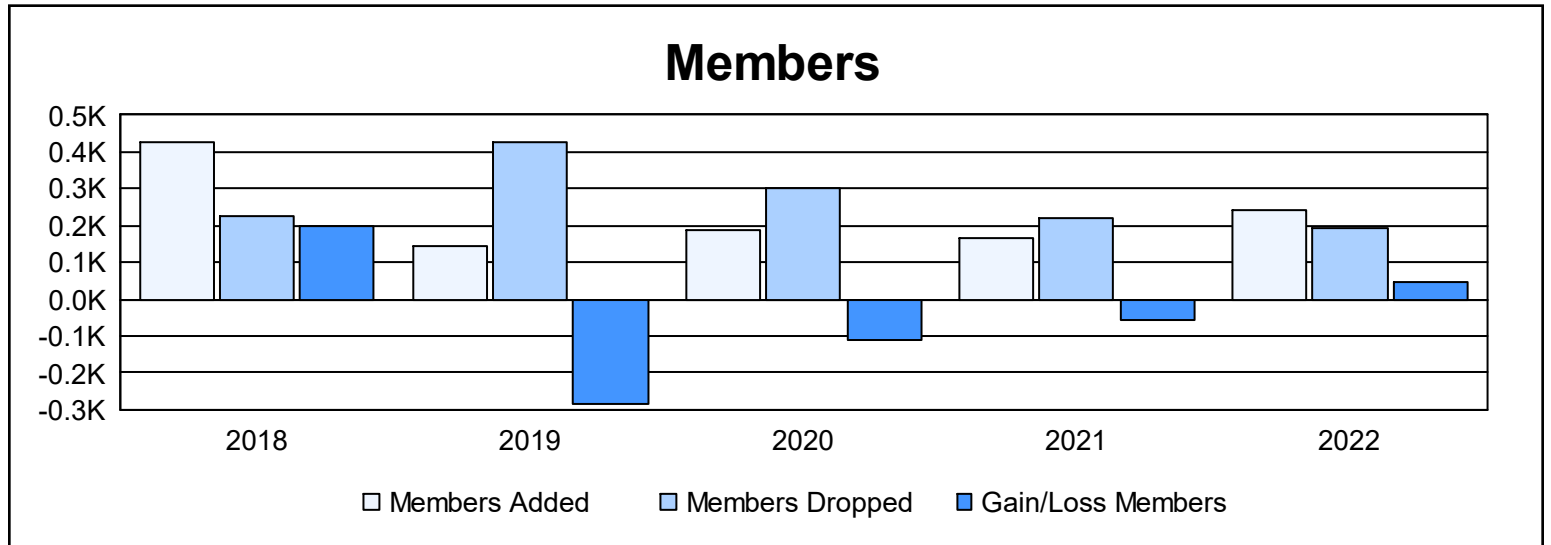
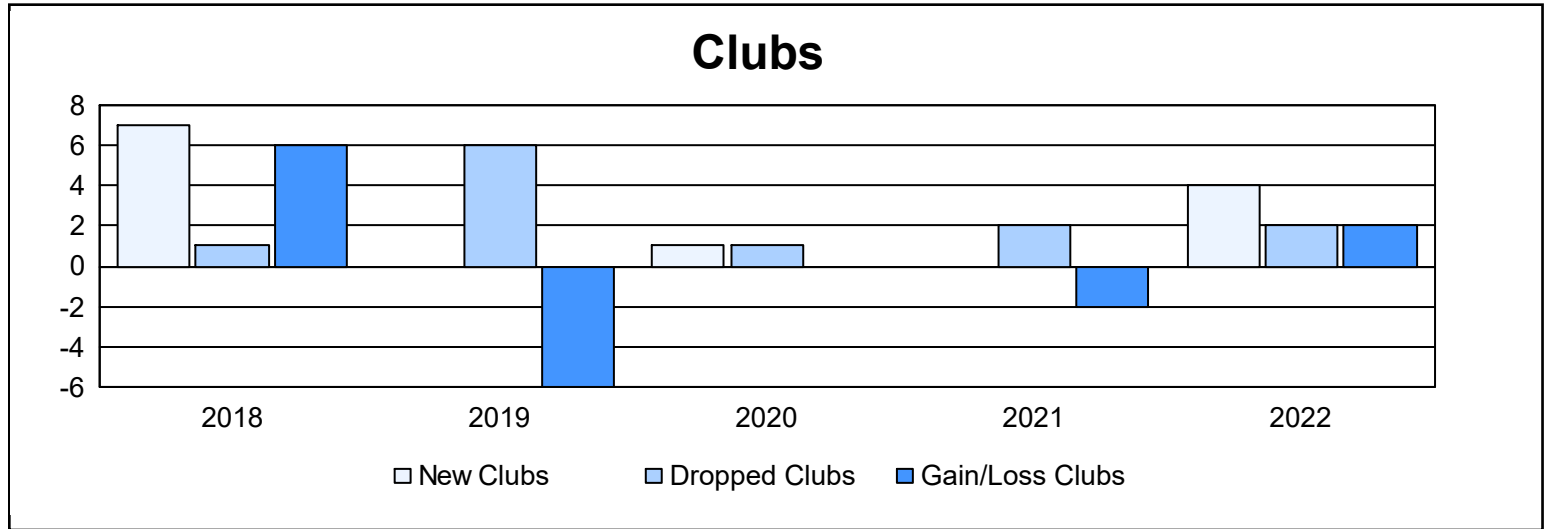
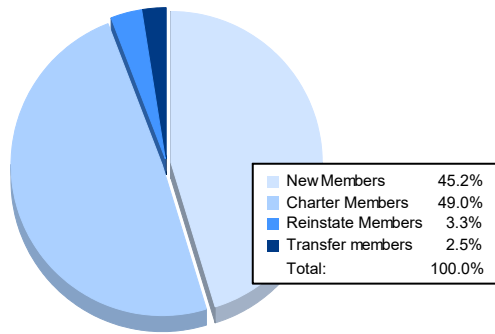


Year	New Clubs	Dropped Clubs	Gain/ Loss Clubs	New Members	Charter Members	Reinstate Members	Transfer Members	Total Member Added	Total Members Dropped	Gain/ Loss Members
2017-2018	7	1	6	210	208	2	7	427	226	201
2018-2019	0	6	-6	85	14	20	24	143	429	-286
2019-2020	1	1	0	107	55	8	18	188	299	-111
2020-2021	0	2	-2	153	8	5	2	168	222	-54
2021-2022	4	2	2	109	118	8	6	241	193	48
<b>Average</b>	<b>2</b>	<b>2</b>	<b>0</b>	<b>133</b>	<b>81</b>	<b>9</b>	<b>11</b>	<b>233</b>	<b>274</b>	<b>-40</b>



### Membership Composition June 2022 Cumulative



### Gender Composition June 2022 Cumulative

